

**YOU CAN NOW PAY
YOUR
RENT ONLINE WITH
RENTLER!**



rentler

RENTLER FEATURES

AUTOMATE PAYMENTS

Set up monthly rent payments and you'll never have to stress about late fees again. You'll get an email each month to remind you before the money is pulled out, just in case.

PAY SECURELY

We use 256-bit SSL encryption and all payment info is stored behind firewalls with constant monitoring. In other words; we use the same technology as your bank, so you know your information is safe and secure.

SPLIT WITH ROOMMATES

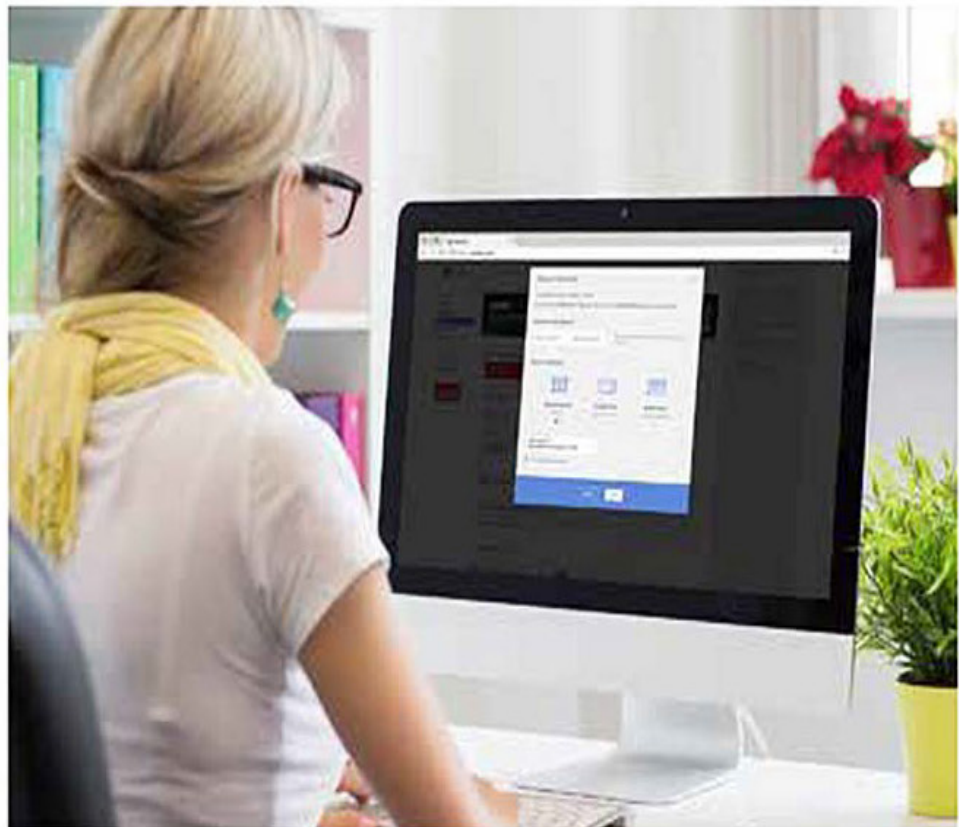
Set up separate accounts on Rentler and pay your portion of the rent each month.

BUILD YOUR CREDIT HISTORY




Turn on automatic credit reporting and each rent payment you make will be sent to Experian Rent-Bureau to build your credit history.

TO START SERVICE, PLEASE REVIEW THE SERVICE NOTES AND COMPLETE THE SIGNUP SECTION ON NEXT PAGE.

PLEASE RETURN NEXT PAGE TO YOUR MANAGER.



RENTLER COST INFO:

 Bank Account Free	 Credit Card 2.9% Service Fee	 Debit Card 2.9% Service Fee
---	---	---

PLEASE NOTE THE FOLLOWING USAGE CONDITIONS:

- Due to longer processing times, on-time payments using Rentler must be made no later than the 2nd of the month.
Late fees will be applied for any payments initiated after the 2nd. (Payment delivery takes 3-5 business days per Rentler)
- If splitting payments, all payments must be made by the 2nd of the month to avoid late fees.
- If any payment, partial or in full, is NSF(Non-Sufficient Funds) from Bank... a late fee and NSF fee will be due per your rental agreement.
- **Please note that Payment via ACH Bank Account Transfer is the free option. Using Credit or Debit card results in 2.9% fee to be added to your total cost.**
- Management reserves the right to deny resident(s) future use of this system for any reason.

<p>COMPLETE BELOW TO BEGIN THE SIGNUP PROCESS:</p> <p>UNIT# _____</p> <p><u>Payer(s) Name, Email & Signature (Acknowledging Conditions Above)</u></p> <p>1)NAME _____ EMAIL _____ SIGNATURE _____</p> <p>2)NAME _____ EMAIL _____ SIGNATURE _____</p> <p>3)NAME _____ EMAIL _____ SIGNATURE _____</p> <p>4)NAME _____ EMAIL _____ SIGNATURE _____</p>	<p><u>NEED EXTRA HELP?</u></p> <p>Reach out to Rentler’s Customer Support.</p> <p>Phone: 1.888.222.1009</p> <p>Email: Support@rentler.com</p> <p>Web: www.rentler.com</p>
--	---

Please deliver this page to resident manager. (Rentler Invitation will be sent to each email provided.)